

# SAP Business Network Training

Advanced Shipping Notification – Multiple

Logistics / Supply Chain Management | 16.02.2024

WE SHAPE  
FUTURE  
MOBILITY



**MAHLE**

# Advanced Shipping Notification

## In this Chapter You Will Learn About ...

### Learning Focus



Follow especially the process steps marked with this symbol.

1. How to manage advanced shipping notification **for multiple items**
  - Search for multiple lines to be shipped and delivered at once
  - Create ASN for multiple items – for all further details concerning creation of ASN refer to the training documentation **SAP Business Network Training- Advanced Shipping Notification - Individual**
2. Mass ASN upload – download, update and upload CSV Template
3. Create and download ASN report
4. Tolerances by ASN delivery date and delivery quantities

# Advanced Shipping Notification

## Allowed Actions

SAP business network provides multiple options to maintain ASN.

### 1. Individual PO management.

With a low volume of POs you may simply go to the PO and click the Create shipping notice button that will allow you to fill individual shipment notification per PO.

### 2. Multiple PO's management.

In case of multiple lines of POs to be shipped, you should use the tab **Items to Ship** for a one-step action.

### 3. Mass shipping notification upload.


In case of a high number of PO lines to be shipped, you may choose to notify via mass notification (file upload).

**Note:** If the part number is **relevant for TM (Transport Management)**, MAHLE provides the **pick-up date** and MAHLE is responsible for organizing the transport. The **shipping notifications must be created per item** according to the specified pick-up dates.

If the supplier is responsible for the transport (i.e. the part number is not TM relevant), it would be possible to create shipping notifications for multiple items. However, the shipping notifications with one item are preferred.

# Advanced Shipping Notification

## Multiple PO's Management

 In case of **multiple lines of PO's** to be shipped and **delivered to the same address on the same estimated delivery day**, please use **Items to Ship** tab in your **Workbench**.

It summarizes for you all line items across different POs, and gives you possibility to notify multiple lines to be shipped and delivered at once. You can select up to 1000 lines in a single shipping notice.

1. Click **Items to ship** tile in the Workbench.
2. Use **filters** to identify right items – see the training documentation: [Advanced Shipping Notification - Individual](#)
3. Select and click **Create ship notice**.

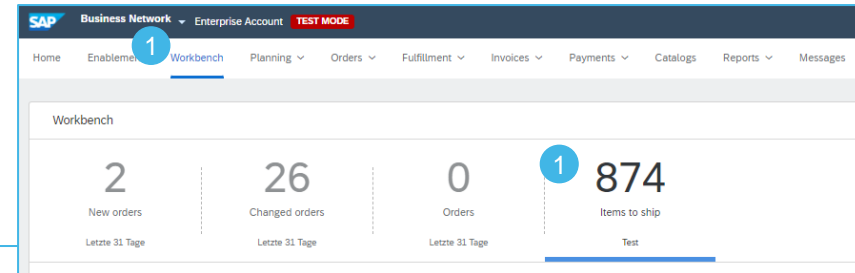
**OR**

you can use **Orders/ Orders and Releases** for one-step action.

4. Click **Items to ship**.
5. Identify right items using **Search filters**.
6. Select them and click **Create Ship notice**.

### Note:

- You can choose lines with different “Need-by” dates for the same shipping notice.
- Orders tab will be replaced with new Workbench concept soon.



SAP Business Network - Enterprise Account - TEST MODE

Home Enablement **1 Workbench** Planning Orders Fulfillment Invoices Payments Catalogs Reports Messages

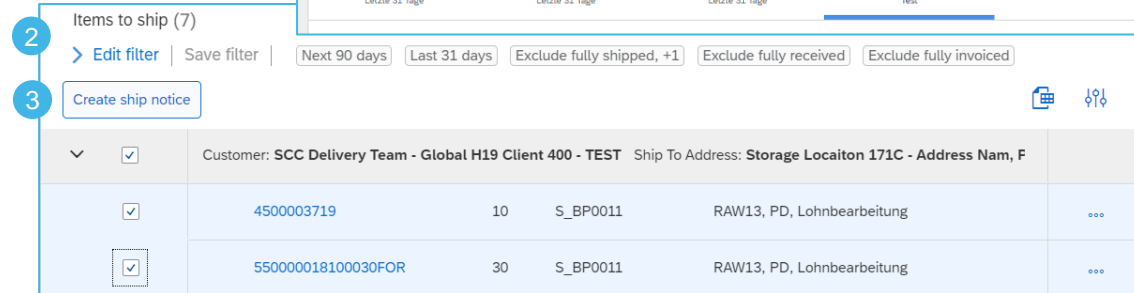
Workbench

2 New orders  
Letzte 31 Tage

26 Changed orders  
Letzte 31 Tage

0 Orders  
Letzte 31 Tage

**1 874** Items to ship  
Test

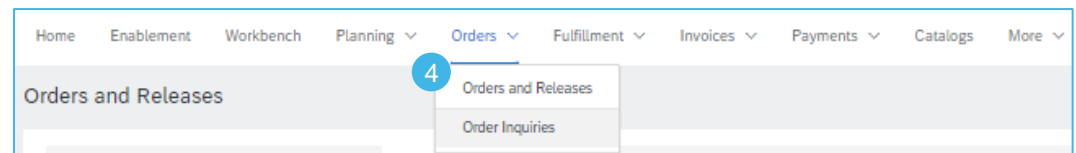


2 Items to ship (7)

> Edit filter | Save filter | Next 90 days | Last 31 days | Exclude fully shipped, +1 | Exclude fully received | Exclude fully invoiced

3 Create ship notice

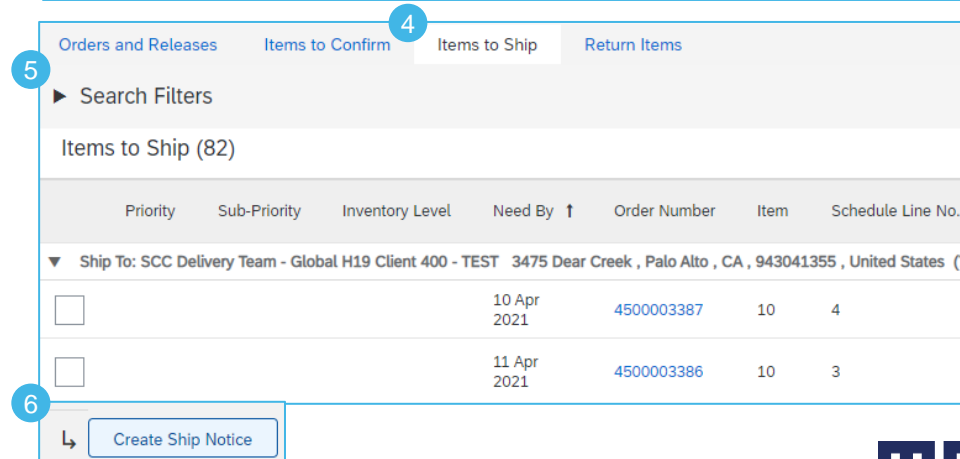
Customer: SCC Delivery Team - Global H19 Client 400 - TEST	Ship To Address: Storage Location 171C - Address Nam, F				
<input checked="" type="checkbox"/>	4500003719	10	S_BP0011	RAW13, PD, Lohnbearbeitung	...
<input checked="" type="checkbox"/>	550000018100030FOR	30	S_BP0011	RAW13, PD, Lohnbearbeitung	...



Home Enablement Workbench Planning Orders **4** Fulfillment Invoices Payments Catalogs More

Orders and Releases

- Orders and Releases
- Order Inquiries



5 Orders and Releases Items to Confirm **4** Items to Ship Return Items

► Search Filters

Items to Ship (82)

Priority	Sub-Priority	Inventory Level	Need By ↑	Order Number	Item	Schedule Line No.
▼ Ship To: SCC Delivery Team - Global H19 Client 400 - TEST 3475 Dear Creek , Palo Alto , CA , 943041355 , United States (7)						
<input type="checkbox"/>			10 Apr 2021	4500003387	10	4
<input type="checkbox"/>			11 Apr 2021	4500003386	10	3

6 Create Ship Notice





STANDARD

# Advanced Shipping Notification

## Multiple PO's Management – Workbench – Items to ship

1. Use the sorting function by **Need By** date or by **Creation date** to sort the Schedule Line Releases and Purchase Orders according to the date. Click on the blue-marked fields to use the sorting function.
2. In the generated list of all Purchase Orders and Schedule Line Releases you can recognize, that some  symbols are darker as the others. Only for the orders with dark squares it is possible to create an ASN.

3 New orders Letzte 31 Tage	88 Changed orders Letzte 31 Tage	102 Orders Letzte 31 Tage	0 Items to confirm Letzte 31 Tage	272 Items to ship Letzte 31 Tage	0 Invoices Last 31 days	102 Orders to invoice Last 31 days				
Items to ship (272)										
<a href="#">&gt; Edit filter</a>   <a href="#">Save filter</a>   <a href="#">Next 90 days</a>   <a href="#">Last 31 days</a>										
<input type="button" value="Create ship notice"/>										
<input type="checkbox"/>	Order No.	Item No.	Creation Date	Supplier Part No.	Customer Part No.	Description	Schedule Line No.	Need By ↑	Ship By	Actions
<input type="checkbox"/>	Customer: MAHLE Ship To Address: 2270 MAHLE Filtersyst. AT GmbH, St. Michael ob Bleiburg, AUT									
<input type="checkbox"/>	550010737900010FOR	10	Oct 4, 2021		72436920	KM__0059__52_1122cover assembly	12	Oct 8, 2021		...
<input type="checkbox"/>	550007715800010FOR	10	Oct 6, 2021		70549222	OF__0230__00_0674filter housing	10	Oct 8, 2021		...
<input type="checkbox"/>	550001773000010FOR	10	Oct 8, 2021		78702664	OX__0128__00_0682Innenzarge	27	Oct 8, 2021		...

Items to ship (272)										
<a href="#">&gt; Edit filter</a>   <a href="#">Save filter</a>   <a href="#">Next 90 days</a>   <a href="#">Last 31 days</a>										
<input type="button" value="Create ship notice"/>										
<input type="checkbox"/>	Order No.	Item No.	Creation Date ↑	Supplier Part No.	Customer Part No.	Description				
<input type="checkbox"/>	Customer: MAHLE Ship To Address: 2270 MAHLE Filtersyst. AT GmbH, St. Michael ob Bleiburg, AUT									
<input type="checkbox"/>	4503627796	10	Sep 14, 2021		79849100	OF__0040__01 Ventiltraeger				
<input type="checkbox"/>	4503633537	10	Sep 16, 2021		79849100	OF__0040__01 Ventiltraeger				
<input type="checkbox"/>	4503633538	10	Sep 16, 2021		79849100	OF__0040__01 Ventiltraeger				
<input type="checkbox"/>	4503633536	10	Sep 29, 2021		79849100	OF__0040__01 Ventiltraeger				
<input type="checkbox"/>	4503633559	10	Sep 29, 2021		79849100	OF__0040__01 Ventiltraeger				
<input type="checkbox"/>	550010737900010FOR	10	Oct 4, 2021		72436920	KM__0059__52_1122cover assembly				
<input type="checkbox"/>	550010737900010FOR	10	Oct 4, 2021		72436920	KM__0059__52_1122cover assembly				

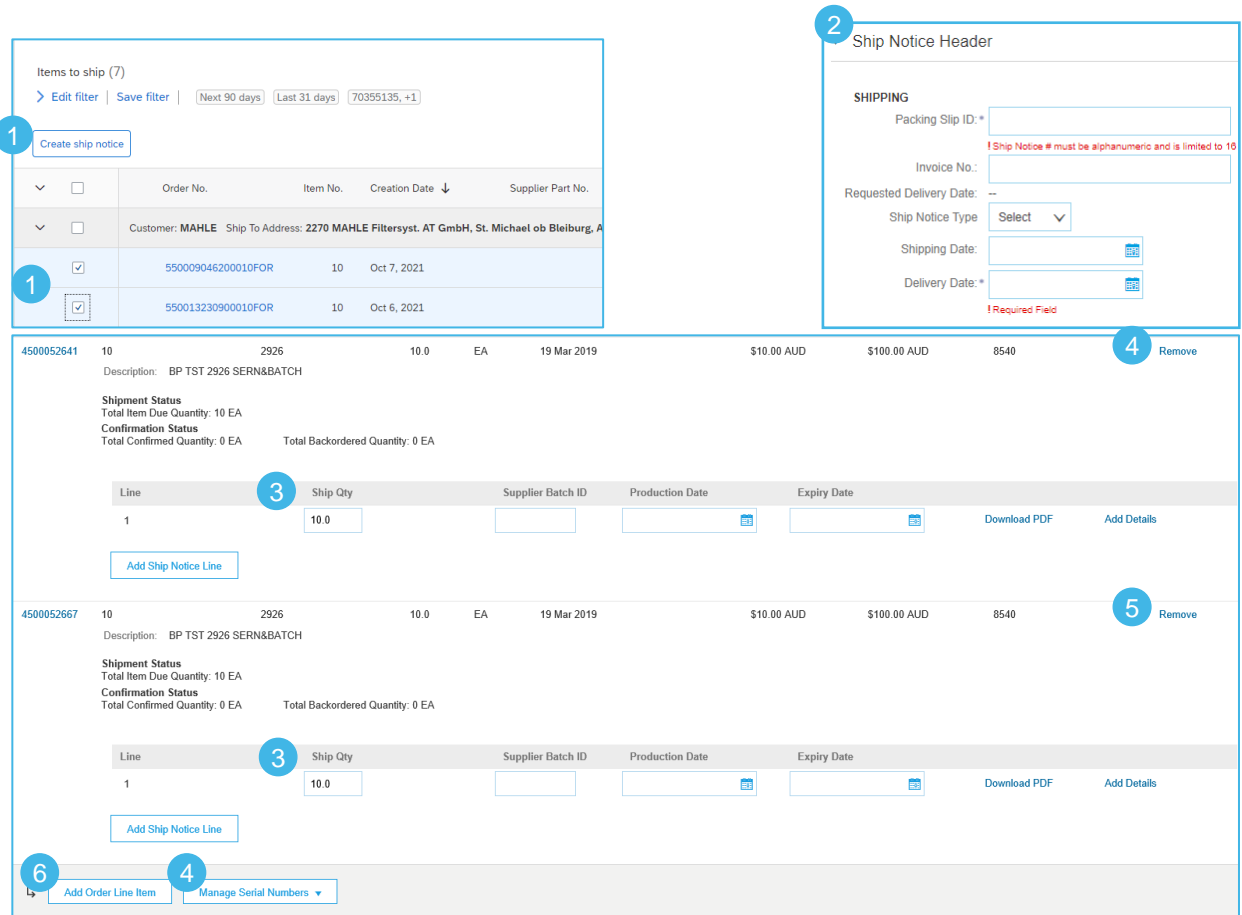
# Advanced Shipping Notification

## Multiple PO's Management – Workbench – Items to ship

The system will create a unique ship notice including multiple PO lines.

1. Mark the concerned schedule lines and click on **Create ship notice**.
2. Populate the mandatory and relevant fields in the header section.
3. If needed, adjust quantity and serial numbers line per line.
4. If you have many serial numbers to populate, you can use the serial number upload tool.
5. You can remove order items
6. or add extra PO lines via button Add order line items.

**Note:** For more details on how to populate the fields, how to pack items and print labels, refer to the training documentation [Advanced Shipping Notification - Individual](#)



The screenshot shows the 'Items to ship' workbench interface. It includes a table of items to ship, a 'Ship Notice Header' form, and detailed views for two order lines. Numbered callouts (1-6) highlight key features and steps:

- 1:** 'Create ship notice' button in the 'Items to ship' table.
- 2:** 'Ship Notice Header' form with fields for Packing Slip ID, Invoice No., Requested Delivery Date, Ship Notice Type, Shipping Date, and Delivery Date.
- 3:** 'Ship Qty' field in the line item details.
- 4:** 'Remove' button for an order line.
- 5:** 'Remove' button for another order line.
- 6:** 'Add Order Line Item' button at the bottom.

**Items to ship (7)**

Order No.	Item No.	Creation Date	Supplier Part No.
Customer: MAHLE	Ship To Address: 2270 MAHLE Filtersyst. AT GmbH, St. Michael ob Bleiburg, A		
<input checked="" type="checkbox"/>	550009046200010FOR	10	Oct 7, 2021
<input checked="" type="checkbox"/>	550013230900010FOR	10	Oct 6, 2021

**Ship Notice Header**

**SHIPPING**

Packing Slip ID: \*

Invoice No.:

Requested Delivery Date: --

Ship Notice Type: Select

Shipping Date: [Calendar]

Delivery Date: \* [Calendar]

**Order Line 1:** 4500052641 | 10 | 2926 | 10.0 | EA | 19 Mar 2019 | \$10.00 AUD | \$100.00 AUD | 8540

Description: BP TST 2926 SERN&BATCH

Shipment Status: Total Item Due Quantity: 10 EA

Confirmation Status: Total Confirmed Quantity: 0 EA | Total Backordered Quantity: 0 EA

Line	Ship Qty	Supplier Batch ID	Production Date	Expiry Date
1	10.0		[Calendar]	[Calendar]

**Order Line 2:** 4500052667 | 10 | 2926 | 10.0 | EA | 19 Mar 2019 | \$10.00 AUD | \$100.00 AUD | 8540

Description: BP TST 2926 SERN&BATCH

Shipment Status: Total Item Due Quantity: 10 EA

Confirmation Status: Total Confirmed Quantity: 0 EA | Total Backordered Quantity: 0 EA

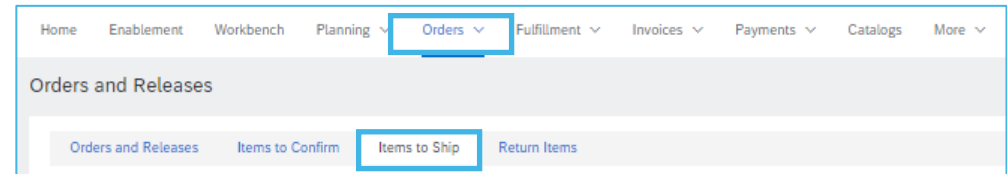
Line	Ship Qty	Supplier Batch ID	Production Date	Expiry Date
1	10.0		[Calendar]	[Calendar]

# Advanced Shipping Notification

## Multiple PO's Management – Orders / Orders and Releases

Line Item details in the Schedule Agreement – information taken from the initial release and displayed in the Items to ship list:

1. Order numbers
2. When selecting orders with different **Need By** dates, the soonest date will be populated on the ship notice.
3. The **Schedule Line number** is the one from the original purchase order.
4. Schedule lines from the same purchase order appear as separate ship notice lines under the PO number.
5. Set a flag for the concerned schedule lines and click on **Create Ship Notice**.



2	Need By	Part No.	Customer Part No.	Description	Revision Level	1	Order Number	Item	3	Schedule Line No.	Commitment Level	Ordering Address	Customer Location / Description
▼ Ship To: 2270 MAHLE Filtersyst. AT GmbH St. Michael ob Bleiburg , 9143 , Austria (108)													
	28 Feb 2022		70553909	KM_0059_-36_1122functional elem			550007574600010FOR	10		4	Forecast	IKD Co. Ltd. , Investment pioneering Par, 130 , China	2270 MAHLE Filtersyst. More
4	28 Feb 2022		70543209	OF_0182_-05_0040water socket			550007572200010FOR	10		2	Forecast	IKD Co. Ltd. Investment pioneering Par, 130 China	2270 MAHLE Filtersyst. More

### Line Item

Line #	No. Schedule Lines	Part #	Customer Part #	Type	Return	Revision Level	Qty (Unit)	2	Need By	Unit Price	Subtotal
10	8		70553909	Material			864.000 (PCE) ⓪		9 Nov 2021 CET 9 Nov 2021 Buyer time	RMB1,958.75 CNY	RMB16,923.60 CNY

Description: KM\_0059\_-36\_1122functional elem

Status: 864.000 Unconfirmed

Control Keys:  
Order Confirmation: not allowed  
Ship Notice: allowed  
Invoice: is not ERS

Pricing Details:

Unit Details		Price Details	
Unit Conversion	Price Unit	Order Unit	Price
1	PCE ⓪	PCE ⓪	RMB1,958.75 CNY

Release Information:  
Previous Packing Slip ID: NUDMB00605  
Previous Ship Notice Date: 19 Jul 2021 1:00 PM CET  
End of Firm Zone: 20 Nov 2021 12:00 PM CET  
Release Type: Forecast

---

### 4 Schedule Lines

Schedule Line #	Shipment Status	Delivery Date	Ship Date	Quantity (Unit)	Customer Proposed Qty (Unit)	Customer Proposed Delivery Date
1		9 Nov 2021 12:00 PM CET 9 Nov 2021 Buyer time		864 (PCE) ⓪		
2		17 Jan 2022 12:00 PM CET 17 Jan 2022 Buyer time		864 (PCE) ⓪		

1 Scheduling Agreement Release: 550007574600010FOR

Create Order Confirmation ▼ Create Ship Notice Create Invoice ▼

Release Detail Processing History Release History


<input type="checkbox"/>	7 Mar 2022	70593542	LX_3247_-02 Abschluss Scheib
--------------------------	------------	----------	---------------------------------

5 Create Ship Notice

# Advanced Shipping Notification

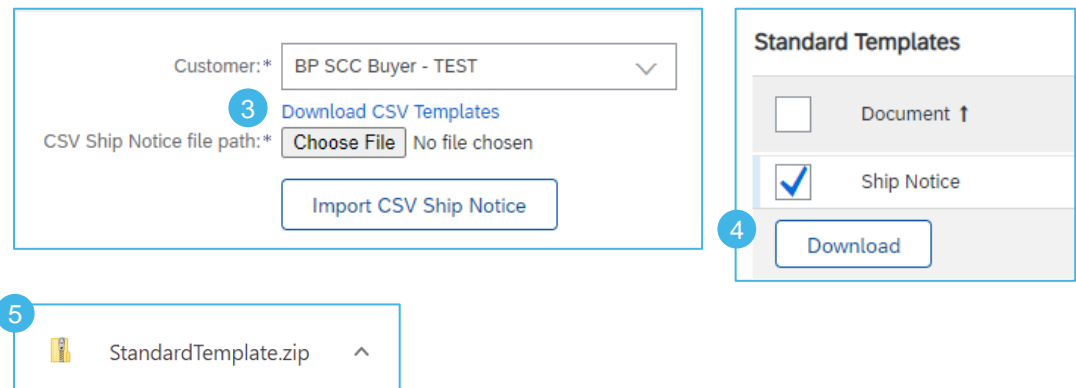
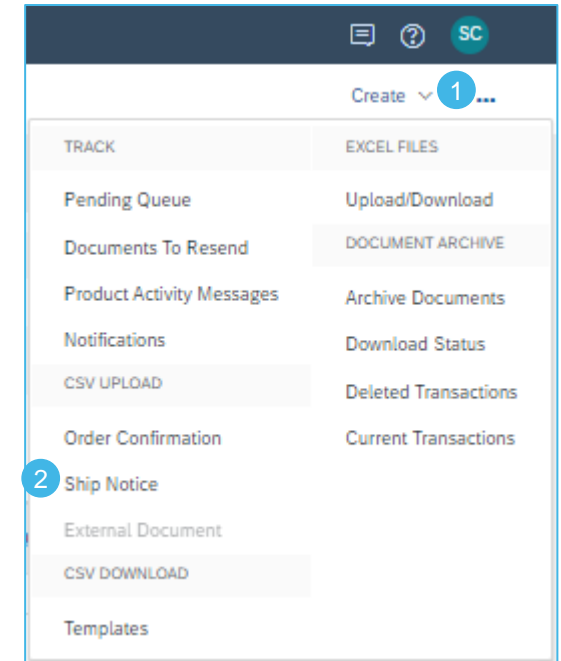
## Mass ASN Upload – Download CSV Template

From the Homepage:

1. Click on  button.
2. Select **CSV Upload/ Ship Notice**.
3. Click **Download CSV Templates**.
4. Select **Ship Notice** and click **Download**.
5. Save the file.

### Note:

If any of your customers use custom CSV templates, a Custom Template section appears below. If so, select a customer from the pull-down menu, and then download the custom templates. Otherwise, download the standard templates.





# Advanced Shipping Notification

## Mass ASN Upload – Update and Upload CSV Template

1. Add to the CSV template ship notice/s data. Fill in all **required** columns. Save and close file.

Go again to the **CSV Upload/ Ship Notice**:

2. Select the customer.
3. Click on Choose File and browse the updated template from your computer.
4. Click **Import CSV Ship Notice**.
5. In case any mandatory information is missing or you have errors in the updated template, you will see the error message.
6. You can download and view the errors. Fix the errors accordingly and reupload the file following the same steps.

### Notes:

- You can upload several ship notices from one CSV file, but they need to be for the same customer.
- Enter the header information in the first row for the ship notice. You don't need to repeat the header fields on subsequent rows.

The screenshot shows the 'CSV Upload/ Ship Notice' interface. At the top, a table lists columns for the CSV file with their respective data types and requirements. Below the table is a form with a 'Customer:\*' dropdown menu set to 'BP SCC Buyer - TEST'. There is a 'Download CSV Templates' link and a 'Choose File' button next to the text 'CSV Ship Notice file path'. Below the file selection is an 'Import CSV Ship Notice' button. A red box highlights the 'Import CSV Ship Notice' button with a '4' in a circle. Below the form is an 'Upload Errors' section with a table showing an error message: 'The first line of the file specifies unsupported encoding ('. A 'Download Errors' button is visible below the error message, highlighted with a red box and a '6' in a circle.

Ship Notice	Ship Notice	Order ID	Order Date	Service Level	Shipment 1	Shipment 2	Delivery Date	Ship From	Ship From	Ship From	Ship From	Ship From	Ship From	Ship From	Ship From	Ship From	Ship From	
Required	Required	Required	Required	Optional	Optional	Optional	Optional	Optional	Optional	Optional	Optional	Optional	Optional	Optional	Optional	Optional	Optional	Optional
String	Date	String	Date	String	String	Date	Date	String	String	String	String	String	String	String	String	String	String	String
Ship notice	Ship notice	Purchase c	Purchase c	The level c	Shipment t	Shipment c	Delivery d	Ship From	Ship From	Ship From	Ship From	Ship From	Ship From	Ship From	Ship From	Ship From	Ship From	Ship From



STANDARD

# Advanced Shipping Notification

## Review Submitted ASN

1. To view submitted ASN go to **Fulfillment/ Ship Notices**.
2. Or to related order screen, **Related Documents** section.
3. When reviewing the Ship notices you have sent in mass upload, you will see all the lines submitted for this particular ship notice number, potentially referring to various orders
4. and you will see the files you have attached.
5. After submitting ASN, related order/s status will be updated to shipped or partially shipped.

**SAP Business Network** Enterprise Account

Home Enablement Workbench Planning **Fulfillment** Ship Notices

Search Filters

Ship Notices (127) Page 1

Packing Slip ID	Customer	Order #	Ship Notice Status
ASN00184	SCC Delivery Team - Global H19 Client 400 - TEST	4500003720	
ASN00182	SCC Delivery Team - Global H19 Client 400 - TEST	4500003717	

**Order Items**

Order #	Line #	Part #	Customer Part #	Qty	Unit
4500053068	10		2918	80.0	EA
Description: BP TST 2918					
<b>SHIPMENT STATUS</b>					
1 Shipped 10 EA <a href="#">Show Details</a>					
Received Quantity: 1 EA					
Returned Quantity:					
4500053069	20		2918	80.0	EA
Description: BP TST 2918					
<b>SHIPMENT STATUS</b>					
1 Shipped 20 EA <a href="#">Show Details</a>					
Received Quantity: 1 EA					
Returned Quantity:					

**Attachment(s):**

Name	Type
Test_Excel.xlsx	application/vnd.openxmlformats-officedocument

**Purchase Order (Shipped)**  
20130415\_PO2  
Amount: 295.00 EUR

Routing Status: Acknowledged  
Related Documents: Ship\_TEST

# Advanced Shipping Notification

## Download ASN Report

ASN report consolidates detailed information from ship notices and their related purchase orders and goods receipts.

The report can include **schedule-line information** from purchase orders when the related ship notice was created using the **Items to Ship** tile or tab.

From the Homepage:

1. Click **Reports**.
2. Click **Create**.
3. To create a report template enter your criteria and fulfill all mandatory fields. Set report type as **Ship Notice**.
4. Click **Next**.

The screenshot shows the SAP Business Network interface. At the top, the navigation bar includes 'SAP Business Network' and 'Enterprise Account'. The 'Reports' menu is highlighted with a blue circle '1'. Below this, the 'Report Templates' table is visible, with a row for 'ASN REPORT' (Manual, Ship Notice, Processed, 23 Apr 2020). The 'Create' button in the row's action bar is highlighted with a blue circle '2'. The 'Report' creation form is shown below, with a blue circle '3' on the 'Criteria' tab. The form fields are: Title: \* ASN Report, Description: (empty), Time zone: Singapore, Language: English, and Report type: \* Ship Notice. A blue circle '4' highlights the 'Next' button at the bottom right.

Title ↑	Schedule Type	Report Type	Status	Last Run	Next Run
ASN REPORT	Manual	Ship Notice	Processed	23 Apr 2020	

Report

Enter a title and description for this report. Check the Time Zone and Language settings. You can set the Time Zone and Language for each report. Then, select the Report Type.

1 Report Description

2 Criteria

Title: \* ASN Report

Description:

Time zone: Singapore

Language: English

Report type: \* Ship Notice

4 Next Exit

# Advanced Shipping Notification

## Download ASN Report

5. Please set the criteria for the report. Decide, according to which date the ASNs should be downloaded (Ship Notice Date, Delivery Date or Shipping Date) and enter the date range for ASNs. Increase the maximum results, if needed.
6. Click **Submit** to save the Report.
7. Select the report template you've created and click **Run**.
8. Use **Refresh Status** button to update the status.
9. When the status changes from **Queued** to **Processed**, click **Download**.

Previous Submit Exit

1 Report Description

2 Criteria

Set the parameters for this report. To save your changes and put the report into the queue to be run, click Submit. To exit without saving changes or running this report, click Exit.

Customer: All Customers Select

Order Number:

Packing Slip ID:

Show Ship Notice By:  Ship Notice Date  Delivery Date  Shipping Date

Date:  To

Part No.:

Customer Part No.:

Receipt Status:

Ship Notice Completion Status:

Ship Notice Status:

Maximum Results Returned:

Supplier Reference:

Add Schedule Line Reference:  ⓘ

Previous Submit Exit

Report Templates									
Title	Schedule Type	Report Type	Status	Last Run	Next Run	Created	Created By	Report Size	
<input type="radio"/> ASN Report	Manual	Ship Notice	Processed	3 Sep 2021		3 Sep 2021	Supplier Contact	16 KB	
<input type="radio"/> ASN Report 2	Manual	Ship Notice	Queued		8 Oct 2021	8 Oct 2021	Supplier Contact		
<input type="radio"/> Order new	Manual	Order	Processed	8 Oct 2021		8 Oct 2021	Supplier Contact	865 KB	
<input type="radio"/> Orders	Manual	Order	Processed	7 Oct 2021		7 Oct 2021	Supplier Contact	130 KB	
<input type="radio"/> Serial Number Report	Manual	Serial Number Report	Processed	1 Sep 2021		1 Sep 2021	Supplier Contact	312 B	

7
9
8

Run
Download
Edit
Copy
Delete
Create
Refresh Status

# Advanced Shipping Notification

## Download ASN Report

See the details to your created ASNs including the all ASN statuses, customer part number and Ship Notice Shipped quantity.

SAP Ariba												
Ship Notice Report												
Customer ANID	Customer	Ship Notice Number	Ship Notice Creation Date and	Shipping Date	Delivery Date	Ship Notice Status	Completion Status	Ship Notice Receipt Status	Ship Notice Line Receipt Status	Customer Part Number	Description	Ship Notice Shipped Quantity
AN01424068779-T	MAHLE	ASN04112021_AS	4 Nov 2021 1:26 PM GMT		5 Nov 2021	New				76806806	LXS_7120_-01 Innenza	600
AN01424068779-T	MAHLE	ASN04112021_1	4 Nov 2021 1:14 PM GMT		5 Nov 2021	New				70355135	ZHM_0003_-02_0005Abs	2000
AN01424068779-T	MAHLE	ASN03112021_V1	3 Nov 2021 1:08 PM GMT		4 Nov 2021	New				70355135	ZHM_0003_-02_0005Abs	3000
AN01424068779-T	MAHLE	ASN03112021	3 Nov 2021 12:58 PM GMT		4 Nov 2021	New				76806806	LXS_7120_-01 Innenza	800
AN01424068779-T	MAHLE	ASN30102021	29 Oct 2021 5:04 PM GMT		30 Oct 2021	New				76806806	LXS_7120_-01 Innenza	1000
AN01424068779-T	MAHLE	ASN28102021_AS_3	28 Oct 2021 5:06 PM GMT		28 Oct 2021	New				70355135	ZHM_0003_-02_0005Abs	2000
AN01424068779-T	MAHLE	ASN28102021_AS_2	28 Oct 2021 3:14 PM GMT		28 Oct 2021	New	Completed	Fully Received	Completed	76806806	LXS_7120_-01 Innenza	5000
AN01424068779-T	MAHLE	ASN28102021_AS_2	28 Oct 2021 3:14 PM GMT		28 Oct 2021	New	Completed	Fully Received	Completed	76806806	LXS_7120_-01 Innenza	5000
AN01424068779-T	MAHLE	ASN28102021_AS	28 Oct 2021 3:09 PM GMT		28 Oct 2021	New	Completed	Fully Received	Completed	70355135	ZHM_0003_-02_0005Abs	8000
AN01424068779-T	MAHLE	ASN28102021_AS	28 Oct 2021 3:09 PM GMT		28 Oct 2021	New	Completed	Fully Received	Completed	70355135	ZHM_0003_-02_0005Abs	8000
AN01424068779-T	MAHLE	ASN28102021_AS	28 Oct 2021 3:09 PM GMT		28 Oct 2021	New	Completed	Fully Received	Completed	70355135	ZHM_0003_-02_0005Abs	8000
AN01424068779-T	MAHLE	ARB20211028	28 Oct 2021 10:07 AM GMT		29 Oct 2021	New	Completed	Fully Received	Completed	70355135	ZHM_0003_-02_0005Abs	3000
AN01424068779-T	MAHLE	ARB20211028	28 Oct 2021 10:07 AM GMT		29 Oct 2021	New	Completed	Fully Received	Completed	70355135	ZHM_0003_-02_0005Abs	3000
AN01424068779-T	MAHLE	ARB20211028	28 Oct 2021 10:07 AM GMT		29 Oct 2021	New	Completed	Fully Received	Completed	70355135	ZHM_0003_-02_0005Abs	3000
AN01424068779-T	MAHLE	ASN26102021_2	26 Oct 2021 2:42 PM GMT		27 Oct 2021	New	Completed	Fully Received	Completed	70355135	ZHM_0003_-02_0005Abs	44
AN01424068779-T	MAHLE	ASN26102021_2	26 Oct 2021 2:42 PM GMT		27 Oct 2021	New	Completed	Fully Received	Completed	70355135	ZHM_0003_-02_0005Abs	44
AN01424068779-T	MAHLE	ASN26102021_2	26 Oct 2021 2:42 PM GMT		27 Oct 2021	New	Completed	Fully Received	Completed	70355135	ZHM_0003_-02_0005Abs	44
AN01424068779-T	MAHLE	ASN26102021	26 Oct 2021 2:37 PM GMT		27 Oct 2021	New				76806806	LXS_7120_-01 Innenza	600
AN01424068779-T	MAHLE	ARB20211026_3	26 Oct 2021 10:43 AM GMT		27 Oct 2021	New				78724197	KL_0071_-00 Endsche	8000
AN01424068779-T	MAHLE	ARB20211026_2	26 Oct 2021 10:31 AM GMT		26 Oct 2021	New				70355137	ZHM_0003_-02_0005Reg	500
AN01424068779-T	MAHLE	ARB20211026	26 Oct 2021 10:04 AM GMT		27 Oct 2021	New				78687493	OF_0020_-00 Ventilri	363450
AN01424068779-T	MAHLE	2_ASN_AUS_ARIBA	26 Oct 2021 9:33 AM GMT		26 Oct 2021	New				70355135	ZHM_0003_-02_0005Abs	557500
AN01424068779-T	MAHLE	ASN25102021_V1	25 Oct 2021 5:50 PM GMT		26 Oct 2021	New				70355135	ZHM_0003_-02_0005Abs	5500
AN01424068779-T	MAHLE	ASN25102021_V1	25 Oct 2021 5:50 PM GMT		26 Oct 2021	New				76806806	LXS_7120_-01 Innenza	3000
AN01424068779-T	MAHLE	TestMR	25 Oct 2021 2:05 PM GMT		29 Oct 2021	New				70355135	ZHM_0003_-02_0005Abs	10000
AN01424068779-T	MAHLE	test33	22 Oct 2021 4:28 PM GMT		27 Oct 2021	New				70355135	ZHM_0003_-02_0005Abs	11000
AN01424068779-T	MAHLE	AA20211021_1	21 Oct 2021 11:20 AM GMT		21 Oct 2021	New	Completed	Fully Received	Completed	70355135	ZHM_0003_-02_0005Abs	22
AN01424068779-T	MAHLE	AA20211021	21 Oct 2021 10:04 AM GMT	21 Oct 2021	21 Oct 2021	New				76824114	ZH_0021_-00_0005Regl	3600
AN01424068779-T	MAHLE	ASN19102021	19 Oct 2021 3:55 PM GMT		20 Oct 2021	New	Completed	Fully Received	Completed	70355135	ZHM_0003_-02_0005Abs	16000
AN01424068779-T	MAHLE	ASN19102021	19 Oct 2021 3:55 PM GMT		20 Oct 2021	New	Completed	Fully Received	Completed	70355135	ZHM_0003_-02_0005Abs	16000



STANDARD

# Advanced Shipping Notification

## Tolerances

1. MAHLE applies specific rules on each order, with a limitation in terms of quantity and date adjustment.
  - Delivery date tolerance is only applied on order confirmations. MAHLE makes settings, how many days early or late an order confirmation delivery date can be from the delivery date requested in an order or release.
  - Under quantity deliveries are allowed and do not have any impact when posting an order confirmation or shipping notification. There is no warning or error message. Suppliers can also always notify about a quantity **under the requested quantity, and split the quantity into multiple ship notices** announcing the different delivery dates
  - Over quantity tolerances are applied on order confirmations and also on shipping notifications. Depending on each purchase order, it may be possible to notify **above the requested quantity** (over-delivery), based on negotiated tolerance with MAHLE. Quantity split by delivery date is still possible.
  - In case your modifications are not allowed, you will see an error message.